

# SLATS PRODUCTION PER UNIT - OPAQUE PVC 69 SLATS, SOLAR POLYCARBONATE SLATS, OPAQUE PVC 84 SLATS

Customer N°:	Customer reference:	Order form date:
--------------	---------------------	------------------

<b>Company contact details:</b> Surname: ..... Postcode: ..... City: ..... Country: ..... Phone: ..... E-mail: ..... Contact in case of missing measurements: ..... ..... .....	<b>Delivery address:</b> Name: ..... Address: ..... Postcode: ..... City: ..... Country: ..... Access: <input type="checkbox"/> Semi-trailer <input type="checkbox"/> Carrier Other: ..... Fill in the truck access checking guide on p. 103. <input type="checkbox"/> Pick up at DEL Brécé factory (35530 Brécé, FRANCE)
--	--

New build pool     Existing pool: In order to avoid taking again measurements of the pool, please indicate the invoice number, order number or reference of the original cover made: .....

**In order to avoid taking again measurements of the pool, please indicate the invoice number, order number or reference of the original cover made:..**

## OPAQUE PVC 69 SLATS OR SOLAR POLYCARBONATE SLATS

**Opaque PVC 84 slats**

**!** Choose Opaque PVC 69 slats if your pool is wider than 5.05m.

White     Grey

**Solar polycarbonate slats - 69 mm** (not compatible with bromine treatment)

Crystal black     Silver     Crystal blue\*     Crystal\*     Crystal brown\*     Crystal green\*

Leave one slat out of three without end cap to ease the sliding of the slats:  AD side     BC side  
By default, all endcaps will be installed. Additional lead time for slats over 6 m long. \*Additional lead time

**Opaque PVC 69 slats**

White     Beige     Grey     Blue\*

Leave one slat out of three without end cap to ease the sliding of the slats:  AD side     BC side  
By default, all endcaps will be installed. Additional lead time for slats over 6 m long. \*Additional lead time

**Reel system side**  
 Number of slats:.....  
 Please fill in the pool drawing on page 97-98

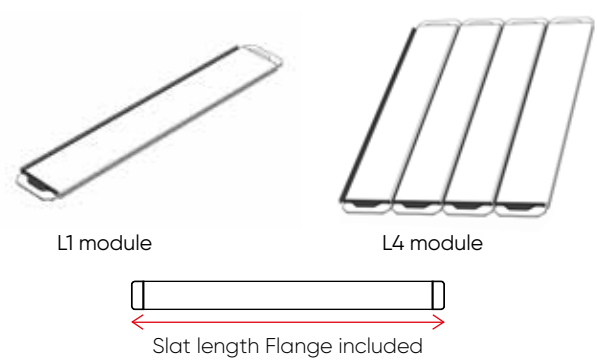
**Mid pool**  
 Number of slats:.....  
 Slat length (endcaps included): ..... m



Slat length (endcaps included)

**Opposite to reel system side**  
 Number of slats:.....  
 Please fill in the pool drawing on page 97-98

**i INFO** Order 3 slats minimum for the roller and opposite to roller side.

<p><b>OPAQUE PVC 84 SLATS</b></p> <p><input type="checkbox"/> <b>Reel system side</b>                  Quantity L1 module:..... - 7 modules maximum                  Slat length (flange included): ..... m</p> <p><input type="checkbox"/> <b>Mid pool</b>                  Quantity L4 module:.....                  Quantity L1 module:.....                  Slat length (Flange included): ..... m</p> <p><input type="checkbox"/> <b>Opposite to reel system side</b>                  Quantity L1 module:.....                  Slat length (Flange included): ..... m</p>	 <p style="text-align: center;">L1 module                      L4 module</p> <p style="text-align: center;">Slat length Flange included</p>
---	---

# STAIR SLATS - DRAWING

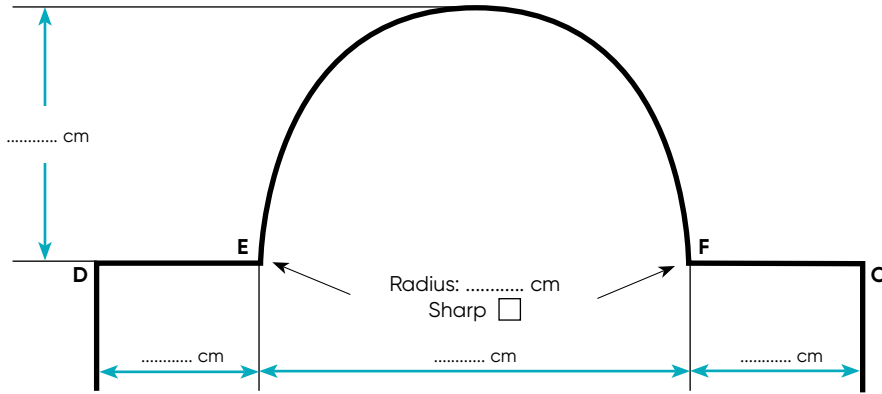
Customer N°:	Customer reference:	Order form date:	Company:
--------------	---------------------	------------------	----------

 : Indicate the exact skimmer positions

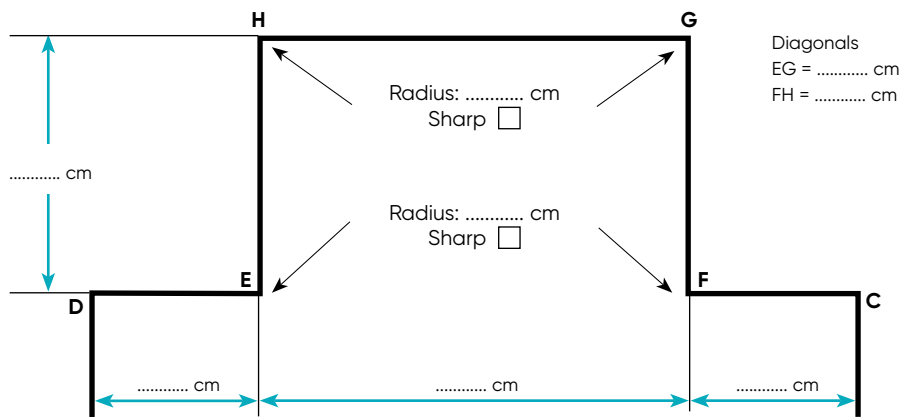
 : Indicate the position of the locking kits that have already been installed

## ROMAN STAIR

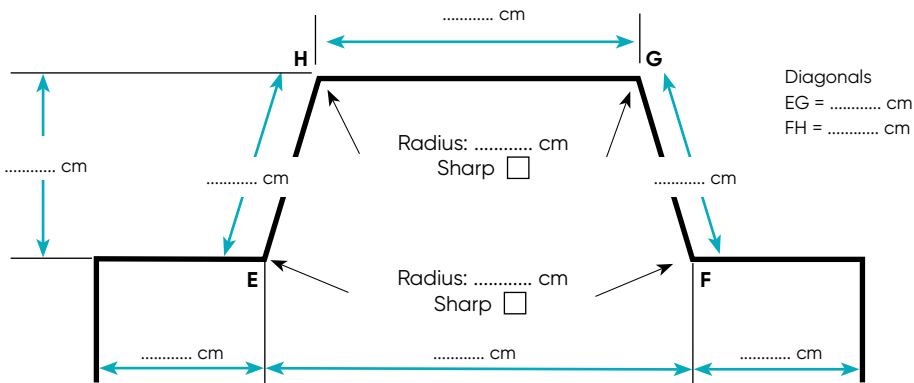
We recommend the use of the measurement-taking order triangulation form  
See order form on p. 101.



## SQUARE STAIR



## TRAPEZOID STAIR



# TRUCK ACCESS CHECKING GUIDE

Company name:	Customer reference:
---------------	---------------------

**i** INFO

To allow us to deliver to you with maximum efficiency, please fill in this questionnaire carefully. We decline all liability in the event of the required delivery location being inaccessible due to the indications you have provided. Any new deliveries will be invoiced to you. Thank you for your understanding.



**ORDERED EQUIPMENT**

Automatic slatted cover   
  Bar cover   
  Bubble cover (over 4.50 m)   
  Pool kits solutions/above-ground pools

**ROAD SIGNAGE LEADING TO THE REQUESTED DELIVERY POINT**



Have you already seen this type of road sign on the road that leads to the requested delivery point?

Yes If so, please indicate which ones: .....  
 No

**ACCESS TO THE REQUESTED DELIVERY POINT: TYPES OF VEHICLE LIKELY TO HAVE ACCESS**

Below are different vehicle types. Indicate which types are likely to be able to pass in front of the requested delivery location.

 Tractor + trailer (38 tonnes): <input type="checkbox"/> Yes <input type="checkbox"/> No	 Semi-trailer (38 tonnes): <input type="checkbox"/> Yes <input type="checkbox"/> No	 Small carrier (19 tonnes): <input type="checkbox"/> Yes <input type="checkbox"/> No	 Small truck (<6 tonnes): <input type="checkbox"/> Yes <input type="checkbox"/> No
 Garbage trucks: <input type="checkbox"/> Yes <input type="checkbox"/> No	 Concrete mixer trucks: <input type="checkbox"/> Yes <input type="checkbox"/> No	 Fuel delivery trucks: <input type="checkbox"/> Yes <input type="checkbox"/> No	 Small van: <input type="checkbox"/> Yes <input type="checkbox"/> No

**TRUCK CLEARANCES: DETAILS**

Be careful of the truck clearance: Is the delivery address subject to one of the below situations ?

 Electric cables: <input type="checkbox"/> Yes <input type="checkbox"/> No	 Low branches: <input type="checkbox"/> Yes <input type="checkbox"/> No	 Corners of roads: <input type="checkbox"/> Yes <input type="checkbox"/> No
---	--	--

**OTHER INDICATIONS, PLEASE DESCRIBE**